



WAY TRAIN

8"

HORIZONTAL BAND SAW




- **An Innovation and a breakthrough from the traditional models.**
- **Gearbox is more powerful and durable to secure a perfect cut.**
- **Adding to two ball bearings to increase the cutting capacity, and to shorten the saw arm to reach the most efficiency.**


8" HORIZONTAL BAND SAW




■ With colors and electrical symbols for easy operation.



■ The innovative and patented vise.



■ Blade tension gauge, easy to be adjusted.



■ The large steel chip brush.



■ Two wheels with lock pedals.



■ The plastic blowing formed blade cover decreases noise in operation.

Specifications	814 BAND SAW	
Capacity	90° ● 200mm	■ 200x280mm ■ 60x350mm
	45° ● 140mm	■ 140x155mm
Blade Size	mm	27mm x 0.9mm x 2720mm
Blade Speed	mpm	28 / 42 / 55 / 67
Motor	-	1-1 / 2HP 4P 1430 RPM
Packing Measurement	mm	1588x813x1092mm (62.5"x32"x43")
N.W./ G.W.	kgs	235kgs / 270kgs
Container Loads	-	30 sets / 20'