



RBM50HV FEATURES

- 2 driven rolls
- Scales on side of top roll for positioning
- Horizontal and vertical working position
- Standard rolls (hardened)
- Mechanical angle guide rolls
- Foot pedal with E-stop
- Forward/reverse on foot pedal
- Overload protection
- Adjustable roll spacers



SCALE ON SIDE OF TOP ROLL FOR POSITIONING



HRBM65 FEATURES













- DRO for top roll position
- Mechanical angle guide rolls
- 3 driven rolls
- Standard rolls (hardened)
- Horizontal and vertical working position
- Foot pedal with E-stop
- Forward/reverse on foot pedal
- Top roll hydraulic moveable
- Overload protection
- Top roll dust cover



DRO FOR TOP ROLL POSITION



SPECIFICATIONS

MODEL	RBM50HV		HRBM65	
Item number	M000183		M000184	
Dia. of roller	Ø 50 mm		Ø65 mm	
Power	2.2 kw / 3HP		2.2 kw	
Spindle speed	9 r/min		9.3 r/min	
Dimensions	100 x 82 x 153 cm		122 x 110 x 188 cm	
Net weight / gross weight	460 / 537 kg		720 / 890 kg	
Capacity	Size (mm)	Min Dia. (mm)	Size (mm)	Min Dia. (mm)
	60 x 10 40 x 10	500 650	80 x 25 40 x 10	600 500
	100 x 15 60 x 10	920 1150	120 x 25 50 x 10	600 400
	35 x 35 20 x 20	600 780	50 20	600 400
	60 x 7 50 x 5	750 500	80 x 40 x 7 40 x 40 x 5	500 400
	60 x 7 50 x 5	750 700	80 x 40 x 7 40 x 40 x 5	400 360
	80 x 45 x 6 65 x 40 x 5	600 550	100 x 50 x 6 50 x 40 x 5	600 500
	80 x 45 x 6 65 x 40 x 5	650 550	100 x 50 x 6 50 x 40 x 5	600 500
	60 x 5 50 x 5	500 500	70 x 6 40 x 5	500 400
	60 x 5 50 x 5	700 700	70 x 6 40 x 5	600 500
	Ø 35 Ø 30	600 650	Ø 50 Ø 20	600 400
	60 x 60 x 3 40 x 40 x 3	600 500	70 x 70 x 3 30 x 30 x 3	900 500
	70 x 50 x 3 50 x 40 x 3	1200 800	80 x 40 x 3 50 x 30 x 2	800 500